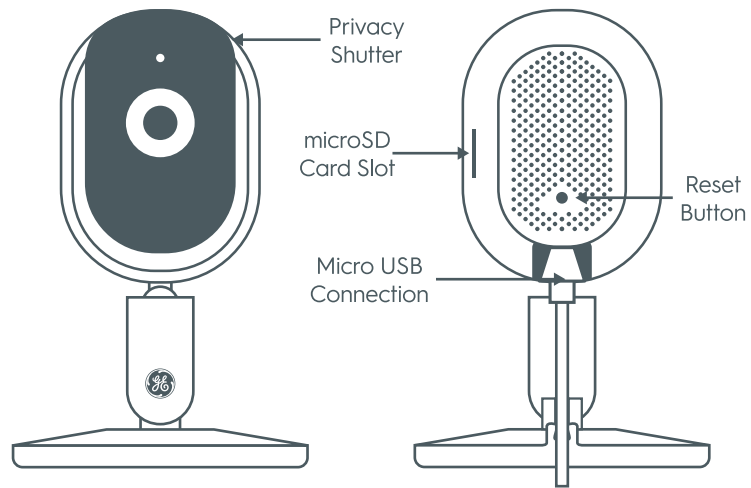


# Controls & Connections



## Indoor Smart Camera Quick Start Guide

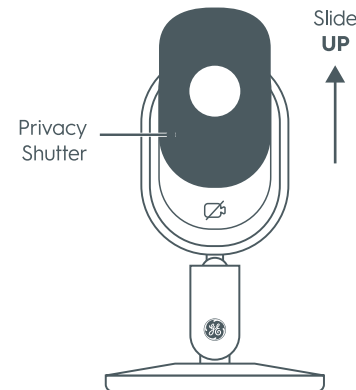
### Let's see what your Smart Camera can do:

### Video Storage & Resetting

1

#### Enable Privacy Mode.

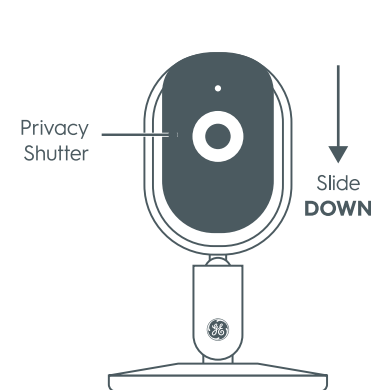
To enable privacy mode, manually slide privacy shutter **up**. This disables audio and video functionality.



2

#### Disable Privacy Mode.

To disable privacy mode, manually slide privacy shutter **down**. This restores audio and video functionality.



#### Choose Your Storage Option:

##### Cloud Storage

Your camera comes with a free trial of our premium Cloud video storage solution.

Your video will be stored in our secure Cloud accessed by two-factor authentication.

##### SD Drive

Store all of your content locally on a microSD card (sold separately) using the camera's built-in microSD card slot.

#### How to Factory Reset Your Camera:

- Locate the pin hole on your camera.
- Press and hold the button for 3+ seconds.
- You can let go when the LED light turns red.

